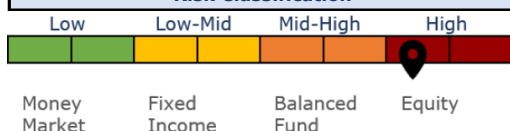


28 May 2025

Equity Fund

Effective Date	17 November 2009
Effective Number	S-10104/BL/2009
Launch Date	09 March 2010
Currency	IDR
NAV/Unit (Rp)	2,741.7305
AUM (Rp bln)	1,079.454
Minimum Subs (Rp)	50,000
Current Unit NAV	393,712,738.9877
Maximum Unit	1,000,000,000
Periodic Update	Daily
Subscription Fee	≤3%
Redemption Fee	≤5%
Switching Fee	≤2%
Management Fee	≤5%
Custodian Fee	≤0.25%
Risks	Market Risk Redemption Risk Liquidation Risk Liquidity Risk
Custodian Bank	Bank Rakyat Indonesia
Bank ISIN Code	IDA0001024B9
Subs. Account No.	020601003260304 Bank BRI Cab. KCK Sudirman

Risk Classification

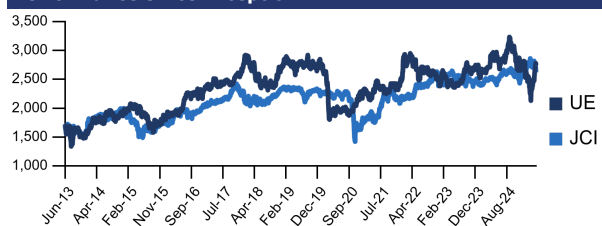


Notes: This product invests in long term equity securities listed in IDX with high volatility

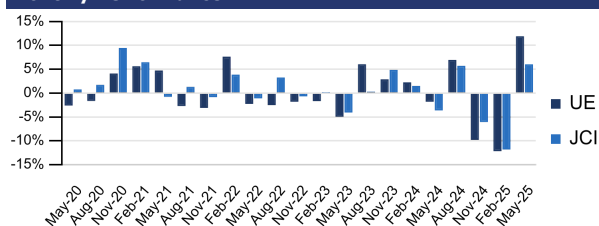
Fund Performance

	1M	3M	6M	YTD	1Y	3Y	5Y	Inception
HPAM ULTIMA EKUITAS 1	11.91%	11.40%	3.03%	-0.93%	-5.35%	-1.15%	42.08%	58.75%
Index Harga Saham Gabungan	6.04%	14.44%	0.87%	1.35%	-1.07%	2.13%	52.15%	170.06%
Best Monthly Return	11.91%	28-Mei-2025						
Worst Monthly Return	-23.23%	31-Mar-2020						

Performance Since Inception



Monthly Performance



Access for Investor

Prospectus
<https://hpam.co.id>

Fund Ownership
<https://akses.ksei.co.id/>

Instagram
[@henanasset](https://www.instagram.com/henanasset)

Custodian Bank Profile

PT Bank Rakyat Indonesia (Persero) Tbk is one of the oldest bank in Indonesia, established in 1895 and is the biggest bank in micro lending in Indonesia. Bank Rakyat BRI received the license as custodian bank based on Bapepam-LK no KEP-91/PM/1996

Disclaimer

Before investing you should carefully consider the Fund's investment objectives, risks, charges and expenses. This fund may also allocate a portion of the portfolio to high risk assets which have high risk and return profile. This and other information are available through request for prospectus or at our company's website. The fund is subject to market risks (volatility) and may not be appropriate for short term investments. Holdings and Sector weightings are subject to constant changes without notice as deemed fit by the investment management team. This document is for sophisticated investor only and not intended for individual private investor. Performance data quoted represent past performance and is no guarantee of future results. Investment returns and principal values may fluctuate so that an investor's shares, when redeemed, may be worth more or less than their original cost. Current performance may be lower or higher than that shown. All return assume reinvestment of all dividend and capital gain distributions. Index performance is shown for illustrative purpose only. Conventional Non-bank institutions are prohibited from investing directly in index.

PT. Henan Putihrai Asset Management

Sahid Sudirman Center Lantai 46

Jln. Jenderal Sudirman No.86, Jakarta Pusat 10220

(021) 39716699

<https://hpam.co.id>